


Waterfront Reconnect Competition

The Bentway



+

Tiffany Shaw

+



info@socadesign.ca
soca.architecture
www.socadesign.ca

tiffanysc@gmail.com
tiffanysc
www.tiffanyscawcollinge.com

info@sheep.ca
sheep.studio
www.sheep.studio

Fragments of a Home
memories
memories
memories



a place to pause while transitioning
through a busy space.
a place to have anchor to our orient.
a warm, playful, and thoughtful hug.

Concept & Approach

THE NARRATIVE

Tkaronto/Toronto is a home and destination to many. It has a shared layered history, is a place for diverse communities to belong to, is a place to raise families and foster economic opportunities. We shape our identity within our homes with food, trinkets, furniture and art. Like our individual homes, public space shapes the city's identity and in return it shapes us.

Our team focuses on the oscillation between public and private spaces of domestic life: such as a porch, a doorway, or a curtain. The Gardiner Expressway exemplifies the threshold as a large and looming transportation corridor through the city and enacts a barrier between downtown and Lake Ontario.

We elected to represent the threshold of domestic space because so much of what provides possible joy and comfort in our personal homes is often missing at the urban scale.

This project explores how the threshold of domestic life can bring associations of joy and comfort to the Simcoe connection in an inclusive and sustainable fashion.

From a dearth of public restrooms, inadequate public seating, to buried and polluted landscapes, we often neglect the needs of residents and natural ecosystems. The greatest possibility to see a transformation towards the domestic realm is the decaying underbelly of the Gardiner Expressway - a monument to modernist transportation planning, built in disregard of the public and pedestrian realm. We believe this

exploration will broaden ideals between private and public that represent something new, unnamed and unknowingly familiar.

Our exploration begins with the taxonomy of common household objects which we then abstracted. The domestic catalogue begins to introduce itself as memes*, aka follies.**

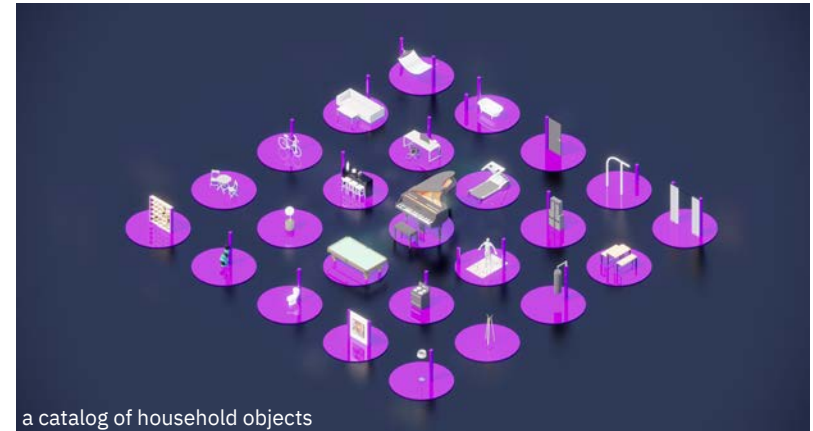
These architectural follies and graphic treatments are open ended urban interventions. They are not meant to have one specific use or flow around them. Acting as abstractions to domestic life and sparse allusions to the water's receding history on site, these follies are meant to provide visual cues of discovery and navigation for pedestrians and for cyclists passing through.

These follies investigate a catalogue of conditions that can be introduced at a city scale to help reduce barriers in a hostile urban condition. In doing so, these follies and graphic treatments anchor passers-by in a safe, connected, and joyful manner.


They encourage an understanding of 'home' that extends beyond the individual and broadens our collective relationship surrounding safety, connection, and curiosity to the environment.

**Meme: amusing or interesting picture, a behaviour or style that spreads widely*


***Folly: non-functioning architecture erected to enhance landscapes*



a catalog of household objects

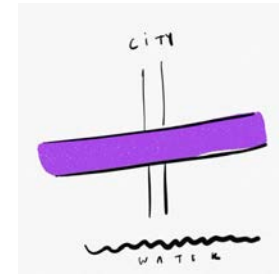



the catalog abstracted into memes*, or follies**



the chosen follies for the Simcoe site intervention

Diagrams



The strip of land on which the Gardiner Expressway presently sits has long existed as a liminal space. This linear extent has served as a threshold and gathering space for a variety of uses through time.

Our team set out to understand ways to activate the Simcoe site as a playful, thoughtful and brief embrace for those who transition through the Gardiner Expressway at grade level.

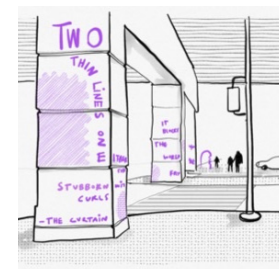


These follies help the users to orient themselves, providing safety and care in a perceivably over-stimulated space. A houseplant becomes a native tree, a sofa becomes a bench to converse with strangers, ***a doorway becomes a portal to frame views***, a deconstructed shed becomes a place for bike repairs, a treadmill is reimagined as a running track crossing the street, a curtain becomes wind protection, etc.



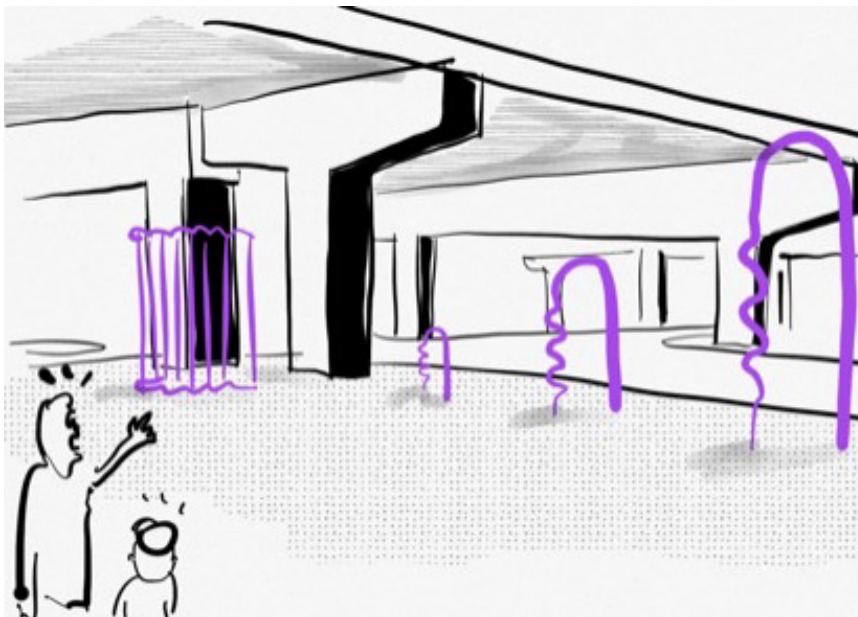
Thermochromic paint will be explored on the metal follies. This thermal paint changes the colour of the surface once interacted with, providing real-time feedback to the passerby and ***further encouraging individually unique interactions with the follies***.

Braille will also be applied at high touch points which will transcribe the neighbouring graphic treatments applied to the bents.



Painted treatments will be added to the bents at designated intersections. These treatments will be ***texts describing memories of domestic life***.

A layer of thermochromic coating will also be applied to the bents around the text. This layer will be a patterning that shifts with temperature changes. This allows the graphic treatments to evolve over time and seasons – which gives visitors real-time feedback as it alters over the course of its life on site.



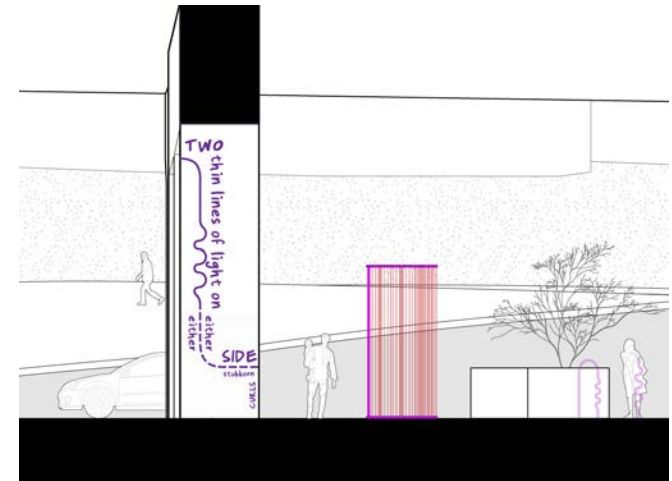
Graphics

“A place to stand. A place where you feel every fibre of soft fabric between your toes. A place where you spilt hot tea, doing that little dance to avoid it scorching your foot.”

-the rug

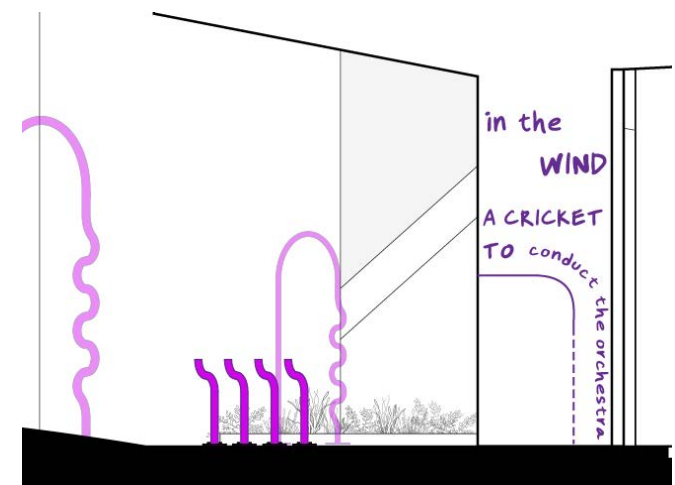
“That final cardboard box full of pot lids clutched tightly in your hands. One last look around the empty room when your eyes land on the pencil tick marks inside the door frame. Scratches and scribbles. Climbing up the frame. Taller with time. Yet sometimes it felt like the doorway was just shrinking.”

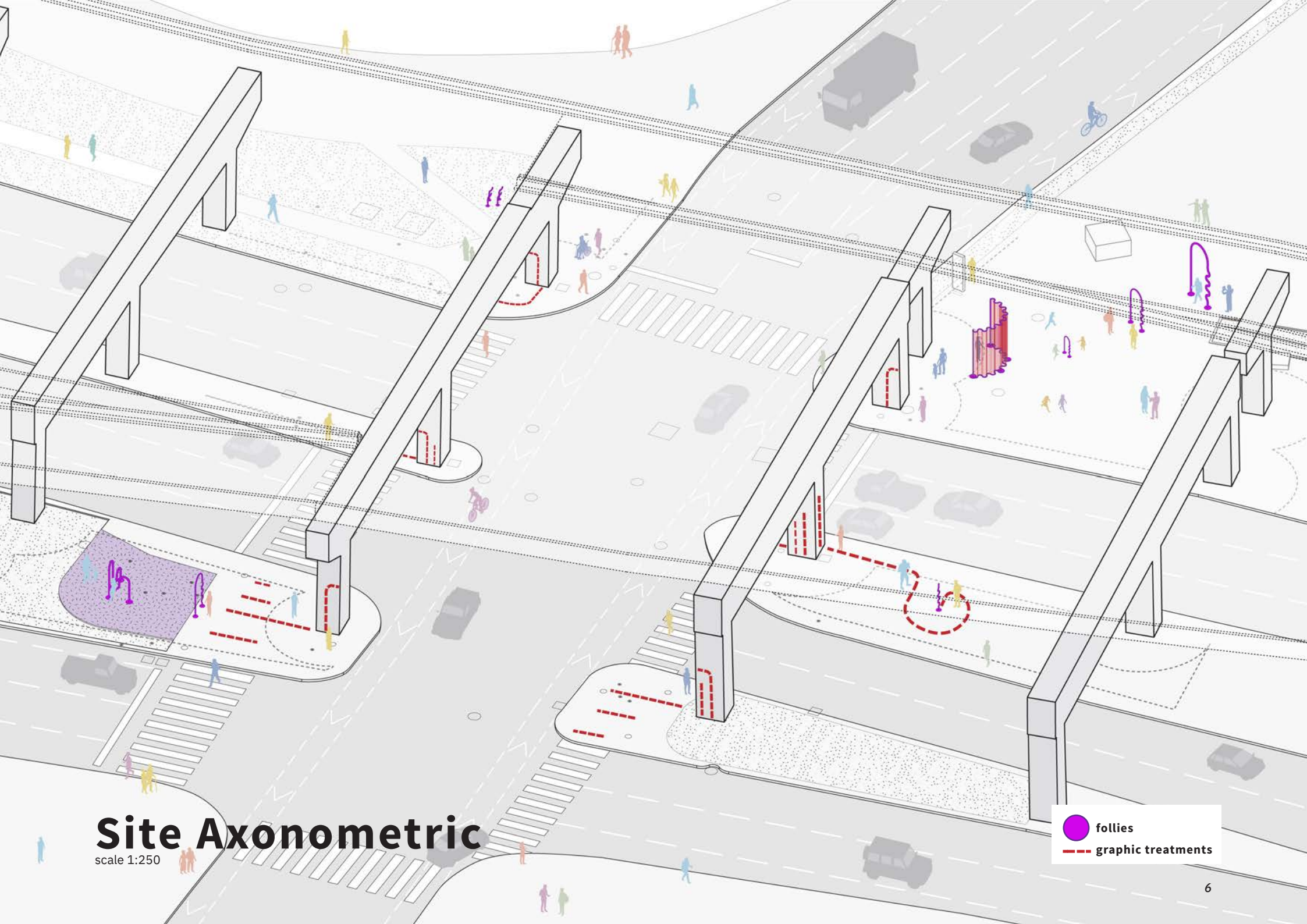
-the doorway



“All this time you were growing. Climbing the rungs of the stool like an adventurous jungle gym. And now here we are, where you no longer need two hands to drink from your glass.”

-the barstool

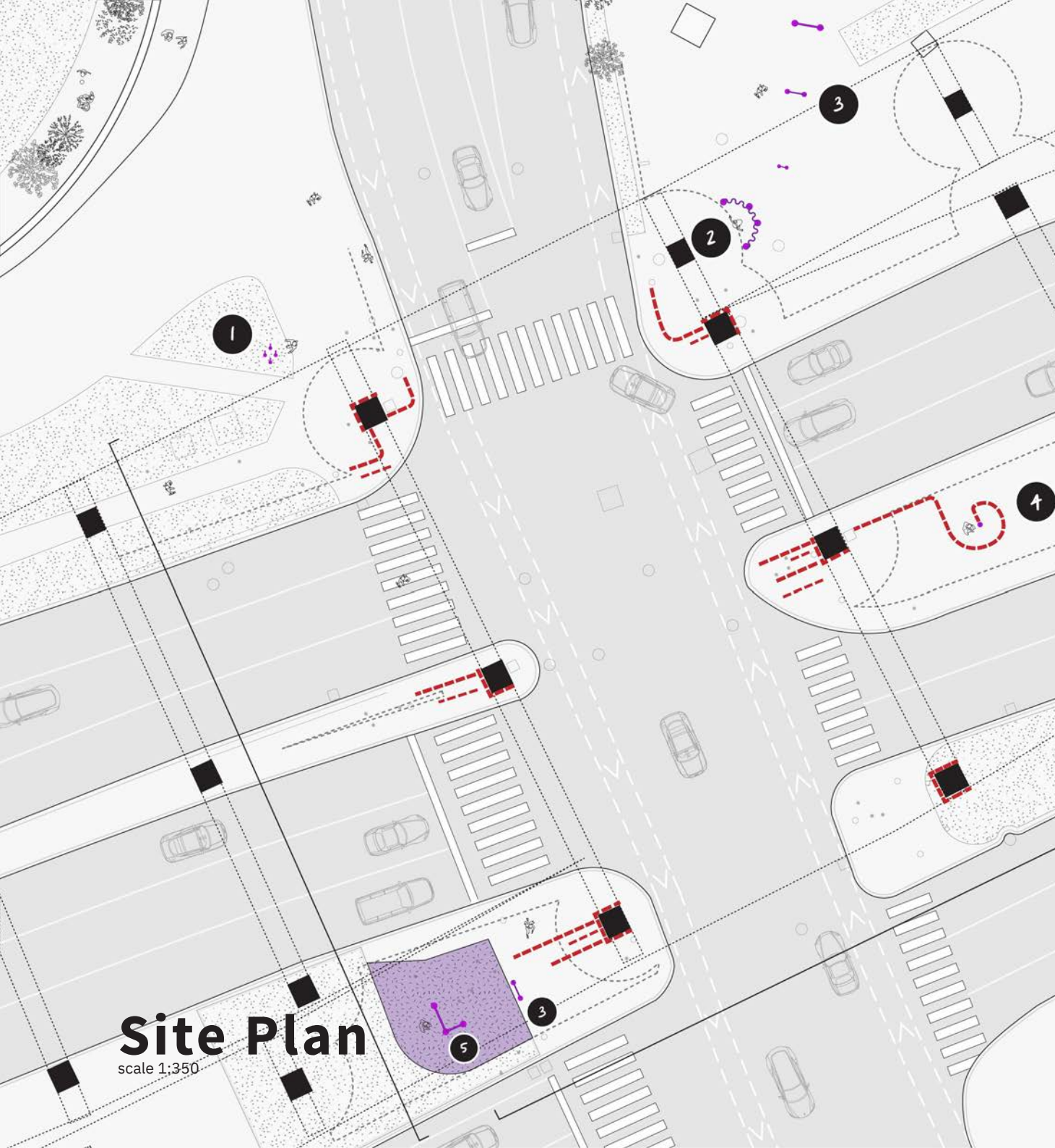




Site Axonometric

scale 1:250

-  follies
-  graphic treatments

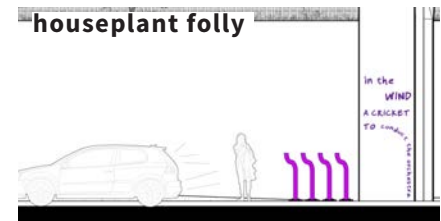


Site Plan

scale 1:350

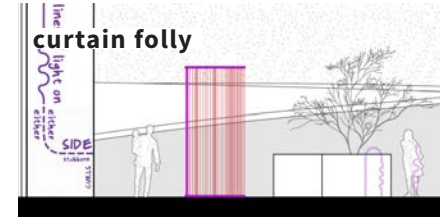
1

houseplant folly



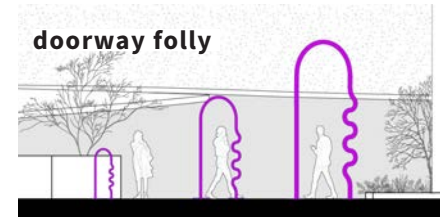
2

curtain folly



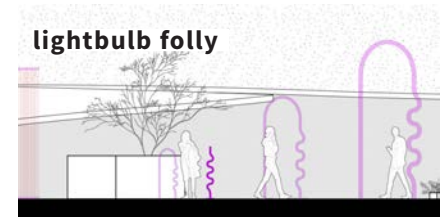
3

doorway folly



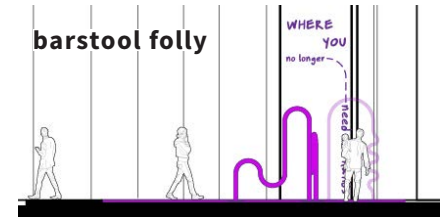
4

lightbulb folly



5

barstool folly

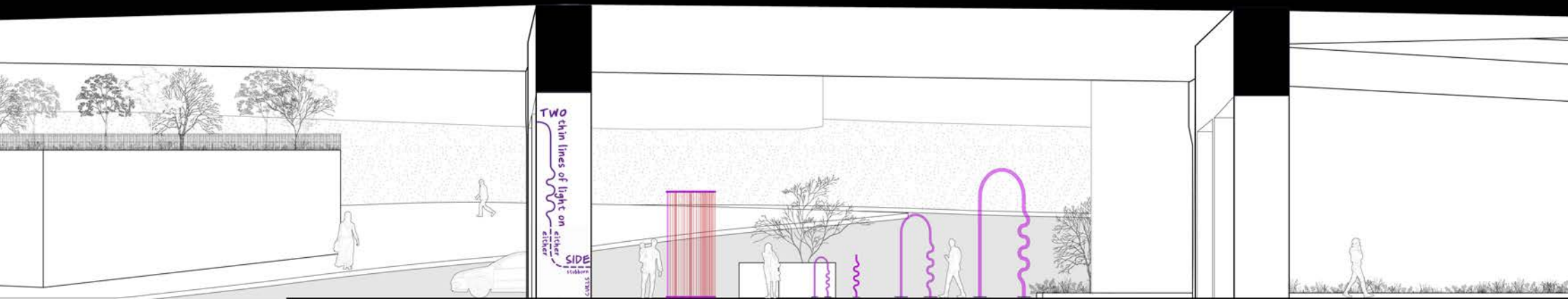


purple turf



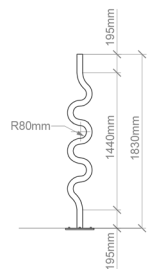
graphic treatments

Site Sections

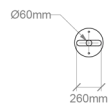


Folly Details

01 ~ the lightbulb

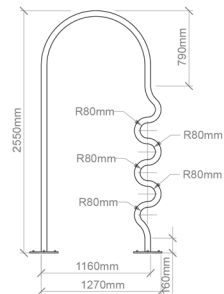



elevation
scale 1:75



plan
scale 1:75

02 ~ the doorway

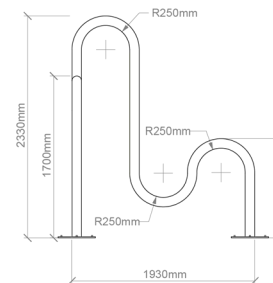


medium doorway elevation
scale 1:75

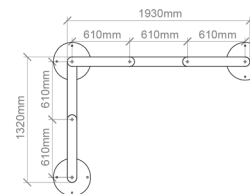


medium doorway plan
scale 1:75

03 ~ the barstool




elevation
scale 1:75

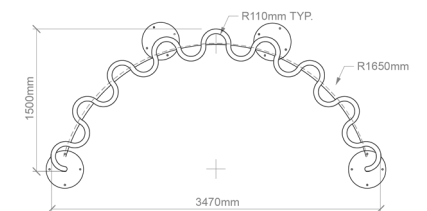


plan
scale 1:75

04 ~ the curtain



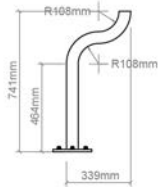
elevation
scale 1:75



plan
scale 1:75

Folly Details

05 ~ the houseplant

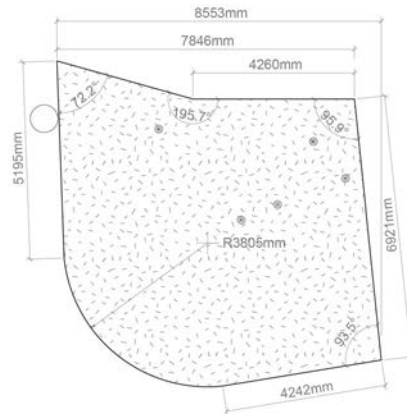


elevation
scale 1:40



plan
scale 1:40

06 ~ the rug

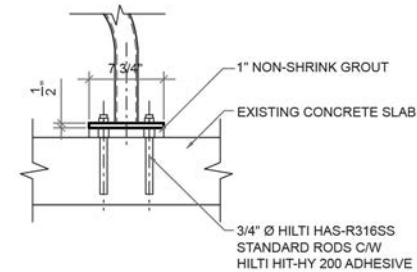


plan
scale 1:200



elevation
scale 1:200

Folly Details



section details
scale 1:20



plan details
scale 1:20

INSTALLATION - FOLLIES

- Standard cold-rolled steel tube, 4" & 6" dia, prefabricated and painted for easy deployment and installation.
- Further investigation required for attachment to thickened slabs or if piles are needed.
- Pipe coatings will be automotive.
- Braille will be applied to the follies in high touch areas. This can be a type of sticker application and easily replaced if a permanent solution is not possible.
- Anti-graffiti coatings can be explored if required.

MAINTENANCE & UPKEEP - FOLLIES

- Coatings to be salt and moisture resistant.
- Painted treatments to be reviewed on an annual basis and can be recoated in temperate weather on site in order to protect the metal from scratches or an unanticipated deterioration of coatings.
- If damage to the pipe occurs to a degree that it needs replacement, it's connection to the concrete is reversible.

INSTALLATION - GRAPHICS

- Thermochromic paint on the bents and at key sidewalk intersections.
- Stencils will be used to reduce time on site and minimize complexity of layers and treatment.
- Height of graphic treatments on the bents will be considered so that road closures are minimal.
- Treatments will take driver distraction into account.
- Anti-graffiti treatments can be explored if requested.

MAINTENANCE & UPKEEP - GRAPHICS

- Graphic treatments are meant to be applied once during the entirety of the 2-3 year project intervention.
- Colours will be chosen carefully so degradation actually adds to the aesthetic value of the location.
- Secondary layer of thermochromic coating to be reviewed yearly.
- Graffiti tagging on graphic treatments will be reviewed on a case-by-case basis.

